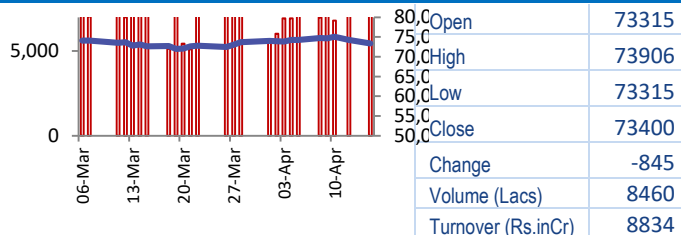
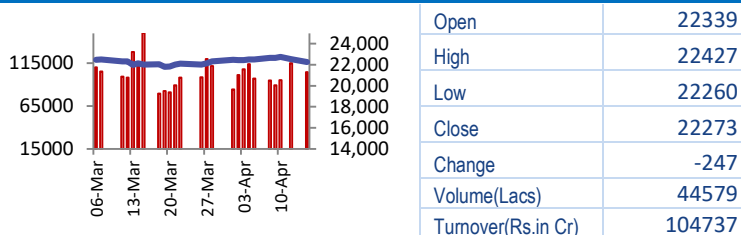


BSE



NSE



World Markets	Current	Previous	Pt. Chg	Var(%)
Dow	37735	37983	(248)	-0.7%
Dow Futures	37909	37993	(84)	-0.2%
Nasdaq	15885	16175	(290)	-1.8%
FTSE	7966	7996	(30)	-0.4%
Nikkei	38486	39233	(747)	-1.9%
Hang Seng	16361	16600	(239)	-1.4%
Gift Nifty	22125	22250	(125)	-0.6%
Straits Singapore	3159	3184	(25)	-0.8%
South Korea	2603	2670	(67)	-2.5%
Taiwan	20000	20450	(450)	-2.2%
Shanghai	3027	3057	(30)	-1.0%

Market Review

US: US stocks closed sharply lower on Monday, as an early lift from a strong retail sales report succumbed to a jump in Treasury yields and concerns about rising geopolitical tensions between Iran and Israel.

Asia: Benchmarks across Asia-Pacific region were trading lower for second session in a row Tuesday, tracking overnight losses on Wall Street. Traders are awaiting a slew of economic data from China, including GDP, retail sales.

India: On Monday, the Indian stock market indices ended over a percent lower each for the second consecutive session dragged by selling across sectors amid rising tensions in the Middle East on the Iran-Israel conflict. **Market is expected to open gap down and likely to witness selling pressure during the day.**

Global Economy: The Chinese economy grew more than expected in the first quarter of 2024, as sustained government stimulus measures helped spur some improvement in business activity, while national holidays helped buoy consumer spending. Q1 gross domestic product rose 5.3% year-on-year. The reading was above expectations of 4.8% and improved from the 5.2% print seen in the prior quarter. Quarter-on-quarter, GDP 1.6%, compared to a 1% increase in the prior month. The reading came as purchasing managers index data released for the first three months of 2024 showed some improvement in business activity, especially in the manufacturing sector.

A key Federal Reserve facility that takes in cash from money market funds and others saw inflows drop sharply on Monday. The U.S. central bank's reverse repo facility took in \$327.1 billion, down \$80.2 billion from Friday, marking the lowest level of inflows since the facility took in \$293 billion on May 19, 2021. The Fed's reverse repo facility exists to put a floor underneath short-term rates, taking in cash from eligible firms in loans collateralized with Treasuries held by the central bank.

Commodities Gold prices ticked up on Tuesday, hovering near record-high levels, as fears of escalating tensions in the Middle East drove investors towards the safe-haven metal.

Oil prices rose on Tuesday amid heightened tensions in the Middle East after Israel's military chief said his country would respond to Iran's weekend missile and drone attack amid calls for restraint by allies.

Currency The dollar stood just off its highest since early November against a handful of peer currencies on Tuesday, raising intervention worries as the yen languished at its lowest level since 1990 following hotter-than-expected U.S. retail sales.

Commodity Prices	Current	Previous	Pt. Chg	Var(%)
Copper (\$/MT)	9529	9576	(47.0)	-0.5%
Alumin (\$/MT)	2550	2555	(5.0)	-0.2%
Zinc (\$/MT)	2740	2775	(35.0)	-1.3%
Brent Crude (\$/bbl)	91.0	90.0	1.0	1.1%
Gold (\$/Ounce)	2384	2383	1.0	0.0%
Silver (\$/Ounce)	29.0	29.0	0.0	0.0%
Light Crude (\$/bbl)	86.0	85.0	1.0	1.2%
N G (\$/mmbtu)	2.0	2.0	0.0	0.0%
Sugar (\$/MT)	580.0	589.0	(9.0)	-1.5%
Rubber (Rs./kg)	183.0	183.0	0.0	0.0%
Baltic Dry Index	1730	1729	1.0	0.1%

Currency Exchange Rate	Current	Previous	Var(%)
Rs./ \$ rate	83.45	83.42	0.04%
Rs./ Euro	88.92	88.93	-0.01%
Rs./Chinese Yuan	11.56	11.56	0.00%
Yen / \$ rate	154.34	154.28	0.04%
\$ US/Euro	1.06	1.06	0.00%

Dollar Index	Current	Previous	Var(%)
Dollar Index	105.26	105.28	-0.02%

Support/ Resistance Levels for Today		
	Nifty	Bank Nifty Fut
Support 1	22200	47470
Support 2	22040	47070
Resistance	22340	48340

Securities in Ban For Trade	
BALRAMCHIN	BANDHANBNK
EXIDEIND	GNFC
HINDCOPPER	INDIACEM
METROPOLIS	NATIONALUM
PEL	SAIL
ZEEL	

FII Derivative Transactions (Rs. Cr)

Contracts	Purchase		Sell		Net Value	Open Interest (OI)		OI (Previous day)		Change	
	Contract	Value	Contract	Value		Contract	Value	Contract	Value	Contract	Value
Index Future	37537	3501	75992	7351	(3850)	282113	26138	283362	26322	(1249)	(184)
Index Option	23961007	2092711	24371488	2124327	(31616)	4568533	411188	3461913	326392	1106620	84796
Stock Future	343085	29734	328495	28525	1209	3148945	258738	3137217	261048	11728	(2310)
Stock Option	803437	72503	800070	72107	396	387250	32930	386185	33340	1065	(410)
Total	25145066	2198449	25576045	2232310	(33861)	8386841	728994	7268677	647102	1118164	81892

FII All Activity-BBG (Rs Cr)	Buy	Sell	Net
4-Apr-24	14012	14990	(978)
5-Apr-24	13097	11182	1915
8-Apr-24	31364	22837	8527
10-Apr-24	13830	10599	3230
12-Apr-24	15335	23274	(7940)
Month to date-Apr	157245	151837	5408
FII (Prov.) (Rs Cr)	Buy	Sell	Net
8-Apr-24	11505	12189	(685)
9-Apr-24	13965	14558	(593)
10-Apr-24	13345	10567	2778
12-Apr-24	15405	23432	(8027)
15-Apr-24	10444	13712	(3268)
Month to date-Apr	126887	140517	(13630)
DII (Prov.) (Rs. Cr)	Buy	Sell	Net
8-Apr-24	12727	9257	3471
9-Apr-24	11130	8873	2257
10-Apr-24	12343	12179	163
12-Apr-24	17220	10879	6342
15-Apr-24	13579	8816	4763
Month to date-Apr	124075	107079	16996
FII Debt - BBG (Rs. Cr)	Buy	Sell	Net
4-Apr-24	1741	2590	(849)
5-Apr-24	1138	2764	(1626)
8-Apr-24	1325	769	556
10-Apr-24	3458	2082	1377
12-Apr-24	2353	4119	(1766)
Month to date-Apr	20783	21027	(244)

Market Breadth	BSE		NSE	
	No.	%	No.	%
Advance	877	22%	867	33%
Decline	3043	75%	1717	65%
Unchanged	129	3%	70	3%

Market Turnover	15-Apr	12-Apr	Var (%)
BSE Cash	8834	7881	12%
NSE Cash	104737	115116	-9%
NSE Futures	170796	153197	11%
NSE Options	26411893	13431093	97%
Total (Rs.Cr)	26696260	13707287	95%

Volatility Index	15-Apr	12-Apr
Volatility Index	12.47	11.53

Index PE - TTM	15-Apr	Yr. High	Yr. Low
Sensex	25.1	26.0	22.2
Nifty	22.8	28.8	20.3

Corporate News

Jio Financial and Blackrock form JV to set up wealth management and broking business

Jio Financial Services and BlackRock to set up a wealth management and broking business in India less than a year after launching an asset management venture. Both entities have signed an agreement to form a 50:50 joint venture for the purpose of undertaking wealth business including incorporation of a wealth management company and subsequent incorporation of a brokerage company in India. (ET)

Vodafone Idea plans to invest Rs 5,720 crore in 5G rollout

The VI will deploy funds raised via the Rs 18,000 crore FPO for boosting its telecom infrastructure and clearing deferred payments to the government. (BS)

Vedanta secures 11-year Rs 3,900 cr loan from PFC

The financial closure will enable Vedanta to expedite completion of its power projects. The group plans to increase the operating capacity of its power business in India to 4.8 GW by FY27. The latest financing follows Vedanta group's takeover of Meenakshi Energy Ltd on December 28 in an NCLT-driven insolvency process. (ET)

Economy

Engineering exports edge up to \$109 bn.

India's engineering exports edged up in FY24 despite a slowdown in some of the major global markets amid geo-political tensions. India's engineering exports are competitive globally and expected to gain further market share in the coming years, with the country entering into more FTAs (BS)

Government imposes port restrictions for exporting essential commodities to Maldives

The Directorate General of Foreign Trade has imposed port restrictions on exporting essential commodities to the Maldives due to tensions between India and the Maldives. The move, under the Foreign Trade (Development & Regulation) Act, 1992, restricts exports to four designated Customs Stations, including Mundra Sea Port, Tuticorin Sea Port, Nhava Sheva Sea Port (JNPT), and ICD Tughlakabad. (ET)

International

Baidu AI chatbot 'Ernie Bot' amasses 200 million users

Baidu said that its artificial intelligence chatbot "Ernie Bot" has garnered more than 200 million users as it seeks to remain China's most popular ChatGPT-like chatbot amid increasingly fierce competition. CEO Robin Li also said that Ernie Bot's application programming interface (API) is being used 200 million times everyday, meaning the chatbot was requested by its user to conduct tasks that many times a day. The number enterprise clients for the chatbot reached 85,000. (Reuters)

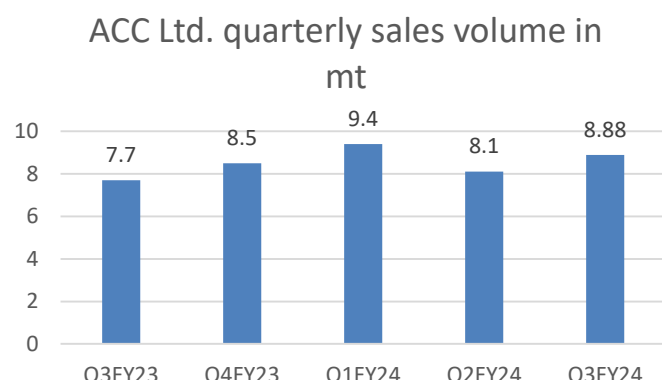
Top 5 Nifty Gainers	15-Apr	12-Apr	Var(%)
ONGC	280	266	5.3%
HINDALCO	613	599	2.3%
MARUTI	12423	12267	1.3%
NESTLEIND	2554	2536	0.7%
BRITANNIA	4762	4752	0.2%
Top 5 Nifty Losers	15-Apr	12-Apr	Var(%)
SHRIRAMFIN	2415	2486	-2.9%
BAJAJFINSV	1657	1699	-2.5%
WIPRO	459	471	-2.4%
ICICIBANK	1078	1104	-2.4%
LT	3601	3679	-2.1%

BSE Index Watch	Last	1 day	1 wk	1 mth	1 yr
SENSEX	73400	-1.1%	-1.1%	1.0%	21.5%
MIDCAP	40294	-1.5%	-1.3%	5.3%	63.0%
SMLCAP	45167	-1.5%	-1.9%	7.5%	60.5%
AUTO	49292	-0.9%	-0.2%	6.4%	65.7%
BANKEX	54034	-1.6%	-1.0%	2.3%	13.1%
Capital Goods	61322	-1.5%	-1.8%	7.9%	72.9%
FMCG	19133	-1.0%	-1.5%	-1.3%	14.9%
Health Care	34883	-1.1%	-1.9%	2.9%	53.1%
IT	35217	-1.6%	-2.3%	-7.1%	24.7%
METAL	30246	-0.3%	2.4%	14.0%	52.8%
Oil & Gas	28359	0.4%	1.9%	5.5%	60.1%
Power	6926	-1.4%	-1.3%	8.7%	89.5%
Realty	7413	-1.1%	0.3%	13.0%	117.7%

NSE USD Futures	15-Apr	12-Apr	Var (%)
April Expiry (Rs./\$)	83.45	83.38	0.1%
May Expiry (Rs./\$)	83.47	83.45	0.0%
Total Turnover (Rs. Crore)	4852	6035	-20%

Sectors	TTM PE
Auto	32.5
Auto Ancillary	45.19
Banking	16.4
Engineering	39.78
Cement	80.22
Diamonds & Jewellery	46.09
Housing Finance	20.18
Infrastructure & Const	32.28
Metals-Aluminium	41.1
Metal - Steel	17.76
Oil Expl.	20.27
Pharma	12.64
Power – Gen. Supp.	46.51
Information Tech.	22.21
Sugar	15.01
Telecom Serv. Prov.	82.78
Tyres	26.44

ACC Ltd. Quarterly sales volume (Source: Company data)



10 year G-Sec Yield	Current	Previous	Change
US	4.61%	4.60%	1 bps
Japan	0.87%	0.86%	1 bps
India	7.18%	7.18%	0 bps
UK	4.24%	4.14%	10 bps
Libor 3 Mths	5.59%	5.59%	0 bps

Indian Eco Data	Current	Previous	Var(%)
Forex Reserve (US\$ in bn)	525	528	-0.7%
Inflation - WPI	0.53%	0.20%	33 bps
Inflation - CPI	4.85%	5.09%	(24) bps

India GDP	Q3FY24	Q2FY24	Var(%)
Growth	8.36%	7.60%	76 bps

Monetary Policy	Current	Previous	Change
Repo Rate	6.50%	6.50%	0 bps
Reverse Repo Rate	3.35%	3.35%	0 bps
CRR	4.50%	4.50%	0 bps
O/S Banking System Liquidity (Rs bn)	1043	1043	0.6

IIP Growth %	Jan-24	Jan-23	Apr-Feb
IIP	5.7	6.0	6.2
Mining	5.9	9.0	8.5
Manufacturing	3.2	4.5	5.7
Electricity	5.6	12.7	7.0

Bulk Deal As On 15/04/24

BSE					
Security Code	Security Name	Client Name	Deal	Quantity	Price
542579	AGOL	JAI VINAYAK SECURITIES	S	1270060	13.97
542579	AGOL	JAI VINAYAK SECURITIES	B	1245060	13.91
542579	AGOL	SHAH DAXESH BALVANTRAY	S	1430210	13.12
543594	DPL	HEMALBEN SANJAY SHAH	B	348000	9.01
543594	DPL	KAPADIA FINWEALTH LLP .	B	195000	9
543594	DPL	NIRAV M KOTHARI HUF	S	798000	9
543594	DPL	NISHIL FINANCIAL ADVISORS LLP .	B	141000	9
543594	DPL	RATHOD MANOJ CHHAGANLAL HUF	S	639000	9
543482	EUREKAFORBE	NORTH STAR OPPORTUNITIES FUND VCC-BULL VALUE INCORPORATED VCC SUB-FUND	B	1000000	468.02
526614	EXPOGAS	KAILASHBEN ASHOKKUMAR PATEL	S	99900	30
523696	FORTISMLR	MULTIPLIER SHARE & STOCK ADVISORS PRIVATE LIMITED	B	127584	67.59
504397	GANHOLD	AMIT AZAD	B	2500	84.94
504397	GANHOLD	HAL CLYDE DENISON LIMITED	S	2571	84.94
544156	GCONNECT	MAKWANA DIXIT CHANDUBHAI	S	24000	38.3
544156	GCONNECT	MAKWANA DIXIT CHANDUBHAI	B	21000	37.64
539486	GEETANJ	LEELAMMATHENUMKALJOSEPH	B	50685	4.78
539486	GEETANJ	PARDEEP SINGH	S	44903	4.78
524314	GUJTERC	MABLE RAJESH	B	73000	52.4
543546	HEALTHYLIFE	PUSHPA BHAJU	B	210000	5.23
543546	HEALTHYLIFE	RAVI ASHOK KOTHARI	B	160000	4.94
536709	INDRENEW	AGRAWAL SECURITIES LIMITED	B	100000	17.9
536709	INDRENEW	NANDANVAN INVESTMENTS LIMITED	S	200000	17.48
544160	JAYKAILASH	ANSHU AGGARWAL	B	41600	73.96
544160	JAYKAILASH	CHANAKYA OPPORTUNITIES FUND I	S	128000	75
544160	JAYKAILASH	GAURAV KAPOOR	B	33600	79.93
544160	JAYKAILASH	KASHNI KAPOOR	B	36800	78.66
544160	JAYKAILASH	MANISH GROVER	B	48000	74
544160	JAYKAILASH	OREGANO LIFE PRIVATE LIMITED	B	30400	73.99
544160	JAYKAILASH	POOJA ADVANI	B	65600	75
544160	JAYKAILASH	POOJASINGH	S	41600	73.14
544160	JAYKAILASH	STEPTRADE REVOLUTION FUND	S	32000	75
544160	JAYKAILASH	UMANG RELAN	B	48000	74.68
530145	KISAN	MULTIPLIER SHARE & STOCK ADVISORS PRIVATE LIMITED	B	200000	73.75
544139	KOURA	EPITOME TRADING AND INVESTMENTS	B	56000	54.63
543613	MAFIA	AKASH ASHOKBHAI MODI	S	24000	14.5
543613	MAFIA	AKASH ASHOKBHAI MODI	B	24000	14.64
530167	MONGIPA	ASHOK KUMAR MEHTA	S	17521	35.62
530167	MONGIPA	ASHOK KUMAR MEHTA	B	17679	31
530167	MONGIPA	RAJSHRI CHOUDHARY	B	20000	35.64
530167	MONGIPA	SHYAMSUNDER RAMBILAS MITTAL	S	20590	31
531494	NAV KAR	MANSI SHARE & STOCK ADVISORS PRIVATE LIMITED	S	1500000	8.01
538537	OMANSH	D K C G AND ASSOCIATES	B	100000	0.51
538537	OMANSH	MANJU DEVI MEENA	S	117149	0.5
523862	PIFL	B.M. HOUSE (INDIA) LIMITED	S	25801	17.85
523862	PIFL	PHOOL DEVI GHOSAL	B	27801	17.85

530095	PRADHIN	ASHISHBHAI JASHWANTBHAI DESAI HUF	S	50000	45.9
539435	RFSL	ANILKUMAR	B	20000	54.42
532975	TELOGICA	NAGESWARAMMA KONGARA	S	154300	20.59
532975	TELOGICA	RUCHIRA GOYAL	S	142205	19.79
519367	TRANSFD	ANKUR RAMESHCHANDRA PAREKH	B	934	161.78
543545	VEERKRUPA	NILESHBHAIMADHUBHAISUKHADIA	S	935200	1.35
509966	VSTIND	HDFC MUTUAL FUND	S	130811	3690
509966	VSTIND	HDFC MUTUAL FUND	S	200000	3690.38
509966	VSTIND	RADHAKISHAN SHIVKISHAN DAMANI	B	233766	3689.96
503675	WAGEND	VASUDEVAN	B	646898	1.15

NSE

Security Code	Security Name	Client Name	Deal	Quantity	Price
ATFL	Agro Tech Foods Limited	OHM ENTERPRISES	BUY	155018	709.98
ASPIRE	Aspire & Innovative Adv L	HEM FINLEASE PVT LTD	SELL	444000	73.6
ASPIRE	Aspire & Innovative Adv L	INDIA-AHEAD VENTURE FUND	BUY	484000	73.6
CAPACITE	Capacite Infraproject Ltd	VALIANT MAURITIUS PARTNERS OFFSHORE LIMITED	BUY	571700	306.42
CGRAPHICS	Creative Graphics S Ind L	ANKUSH KEDIA	BUY	160000	181.59
CGRAPHICS	Creative Graphics S Ind L	BOFA SECURITIES EUROPE SA	SELL	259200	184.55
CGRAPHICS	Creative Graphics S Ind L	MANSI SHARE AND STOCK ADVISORS PVT LTD	SELL	395200	183.61
DELAPLEX	Delaplex Limited	JIGNESH AMRUTLAL THOBHANI	SELL	45600	228
DELAPLEX	Delaplex Limited	SANDEEP SINGH	BUY	81600	227.98
JYOTI-RE	Jyoti Structures Ltd	GDN INVESTMENTS PRIVATE LIMITED	BUY	590879	5.72
MARKSANS	Marksans Pharma Limited	MASSACHUSETTS INSTITUTE OF TECHNOLOGY	BUY	6600000	158
NAMAN	Naman In-Store (India) L	SRI ASHOK AND SONS	BUY	52800	116.99
PRATHAM	Pratham EPC Projects Ltd	CRAFT EMERGING MARKET FUND PCC- CITADEL CAPITAL FUND	SELL	132800	154.93
TARACHAND	Tara Chand Infra Soln Ltd	HUTOXY KERSI BHADHA	BUY	113000	310.72

Disclosure:

Research Reports that are published by Nirmal Bang Securities Private Limited (hereinafter referred to as "NBSPL") are for private circulation only. NBSPL is a registered Research Analyst under SEBI (Research Analyst) Regulations, 2014 having Registration no. INH000001766. NBSPL is also a registered Stock Broker with National Stock Exchange of India Limited, BSE Limited, Metropolitan Stock Exchange of India Limited, Multi Commodity Exchange of India Limited and , National Commodity and Derivative Exchange Limited in Capital Market , Equity and Commodities derivatives segments and Currency Derivatives Segment .

NBSPL has other business divisions with independent research teams separated by Chinese walls, and therefore may, at times, have different or contrary views on stocks and markets.

NBSPL or its associates have not been debarred / suspended by SEBI or any other regulatory authority for accessing / dealing in securities Market since last 20 years. NBSPL, its associates or analyst or his relatives do not hold any financial interest (Except Investment) in the subject company. NBSPL or its associates or Analyst do not have any conflict or material conflict of interest at the time of publication of the research report with the subject company. NBSPL or its associates or Analyst or his relatives may or may not hold beneficial ownership of 1% or more in the subject company at the end of the month immediately preceding the date of publication of this research report.

NBSPL or its associates / analyst has not received any compensation / managed or co-managed public offering of securities of the company covered by Analyst during the past twelve months. NBSPL or its associates have not received any compensation or other benefits from the company covered by Analyst or third party in connection with the research report. Analyst has not served as an officer, director or employee of Subject Company. NBSPL / analyst has not been engaged in market making activity of the subject company.

Analyst Certification: The research analysts and authors of these reports, hereby certify that the views expressed in this research report accurately reflects my/our personal views about the subject securities, issuers, products, sectors or industries. It is also certified that no part of the compensation of the analyst(s) was, is, or will be directly or indirectly related to the inclusion of specific recommendations or views in this research. The analyst(s) principally responsible for the preparation of this research report and has taken reasonable care to achieve and maintain independence and objectivity in making any recommendations.

Disclaimer:

The Research Report is for the personal information of the authorized recipient and does not construe to be any investment, legal or taxation advice. NBSPL is not soliciting any action based upon it. Nothing in the research report shall be construed as a solicitation to buy or sell any security or product, or to engage in or refrain from engaging in any such transaction. In preparing the research report, we did not take into account the investment objectives, financial situation and particular needs of the reader.

The research report has been prepared for the general use of the clients of NBSPL and must not be copied, either in whole or in part, or distributed or redistributed to any other person in any form. If you are not the intended recipient you must not use or disclose the information in the research report in any way. Though disseminated to all the customers simultaneously, not all customers may receive the research report at the same time. NBSPL will not treat recipients as customers by virtue of their receiving the research report. The research report is not directed or intended for distribution to or use by any person or entity resident in a state, country or any jurisdiction, where such distribution, publication, availability or use would be contrary to law, regulation or which would subject NBSPL & its group companies to registration or licensing requirements within such jurisdictions.

The report is based on the information obtained from sources believed to be reliable, but we do not make any representation or warranty that it is accurate, complete or up-to-date and it should not be relied upon as such. We accept no obligation to correct or update the information or opinions in it. NBSPL or any of its affiliates or employees shall not be in any way responsible for any loss or damage that may arise to any person from any inadvertent error in the information contained in the research report. NBSPL or any of its affiliates or employees do not provide, at any time, any express or implied warranty of any kind, regarding any matter pertaining to this report, including without limitation the implied warranties of merchantability, fitness for a particular purpose, and non-infringement. The recipients of the research report should rely on their own investigations.

This information is subject to change without any prior notice. NBSPL reserves its absolute discretion and right to make or refrain from making modifications and alterations to this statement from time to time. Nevertheless, NBSPL is committed to providing independent and transparent recommendations to its clients, and would be happy to provide information in response to specific client queries.

Before making an investment decision on the basis of research report, the reader needs to consider, with or without the assistance of an adviser, whether the advice is appropriate in light of their particular investment needs, objectives and financial circumstances. There are risks involved in securities trading. The price of securities can and does fluctuate, and an individual security may even become valueless. International investors are reminded of the additional risks inherent in international investments, such as currency fluctuations and international stock market or economic conditions, which may adversely affect the value of the investment. Opinions expressed are subject to change without any notice. Neither the company nor the director or the employees of NBSPL accept any liability whatsoever for any direct, indirect, consequential or other loss arising from any use of the research report and/or further communication in relation to the research report. Here it may be noted that neither NBSPL, nor its directors, employees, agents or representatives shall be liable for any damages whether direct or indirect, incidental, special or consequential including lost revenue or lost profit that may arise from or in connection with the use of the information contained in the research report.

Copyright of this document vests exclusively with NBSPL.

Our reports are also available on our website

Registration granted by SEBI and certification from NISM in no way guarantee performance of NBSPL or provide any assurance of returns to investors.

Nirmal Bang Research (Division of Nirmal Bang Securities Pvt. Ltd.)

B-2, 301/302, Marathon Innova,
Opp. Peninsula Corporate Park
Off. Ganpatrao Kadam Marg
Lower Parel(W), Mumbai-400013
Board No. : 91 22 6723 8000/8001
Fax. : 022 6723 8010